

Industrial Battery Series

SEBANG INDUSTRIAL BATTERIES



GLOBAL FOOT PRINT OF SEBANG GLOBAL BATTERY

SEBANG GLOBAL BATTERY CO., LTD IS THE COMPANY REPRESENTING KOREAN BATTERY INDUSTRY.

Sebang Global Battery Co., Ltd has led the battery industry in Korea for over half century, since its establishment in 1952.

Sebang Global Battery has put forth its strength to the continuous innovation corresponding to the rapid changing market environment, and has concentrated ceaseless efforts to the technology development in order to produce the best quality product.



SEBANG SEBANG GLOBAL BATTERY CO.,LTD.

Head Office
Address. 433, Seolleung-ro, Gangnam-gu, Seoul, 06212
Tel. 82-2-3451-6201
www.gbattery.com



Domestic Sales & R&D Center
148, Beolmal-ro, Dongan-gu, Anyang-si, Gyeonggi-do, Korea, 14057

Changwon Plant
122, Jeongdong-ro, Seongsan-gu, Changwon-si, Gyeongsangnam-do, Korea, 51537

Gwangju Plant
287, Sonjae-ro, Gwangsan-gu, Gwangju, 62230

ROCKET

ES / ESP SERIES

Pasted High Technology
Electrolyte Suspension
lead-acid Battery

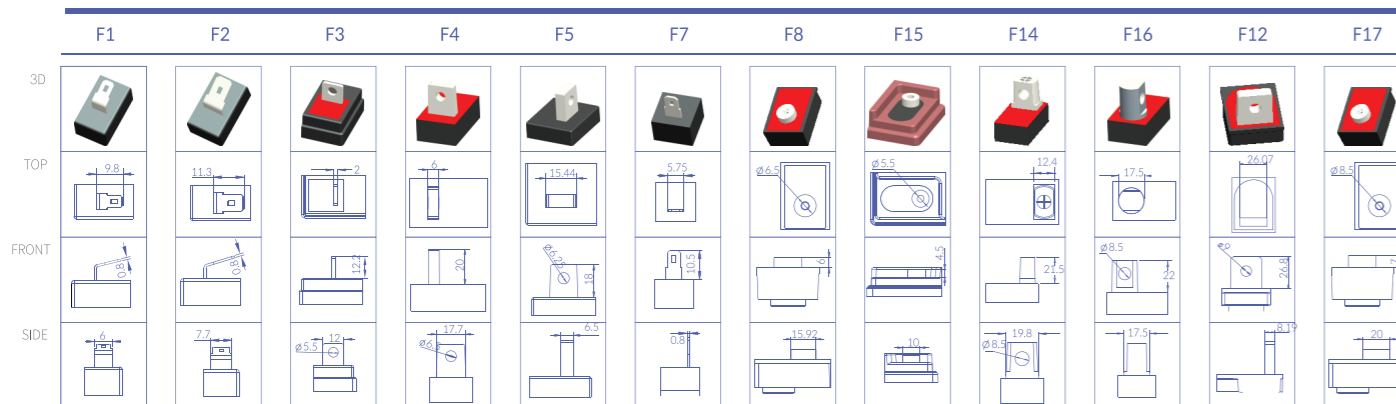
SEBANG GLOBAL BATTERY
Made in Korea

ES

SPECIFICATION

BATTERY	NOMINAL VOLTAGE (V)	NOMINAL CAPACITY (AH) 20HR	DIMENSIONS						HT OVER TERMINAL		WEIGHT WITH ACID		TERMINAL
			L/mm	W/mm	H/mm	L/in	W/in	H/in	mm	in	kg	lbs	
ES1-6	6	1.1	51	42	51	2.01	1.65	2.01	57.0	2.24	0.26	0.57	F1
ES1.3-6	6	1.3	97	25	52	3.82	0.98	2.05	57	2.24	0.33	0.73	F1/WL
ES2-6	6	2	44	47	101	1.73	0.98	2.05	107	4.21	0.47	1.04	F1
ES3-6	6	3	134	34	59	5.28	1.34	2.32	65	2.56	0.70	1.54	F1
ES3.2-6	6	3.2	66	33	98	2.60	1.30	3.86	104	4.09	0.56	1.23	F1
ES3.8-6	6	3.8	66	33	118	2.60	1.30	4.65	125	4.92	0.70	1.54	F1
ES4.5-6	6	4.5	70	47	101	2.76	1.85	3.98	107	4.21	0.82	1.81	F1/WL
ES5-6	6	5	70	47	101	2.76	1.85	3.98	107	4.21	0.95	2.09	F1/WL
ES5-6F	6	5	67.5	67.5	96	2.66	2.66	3.78	107	4.21	0.90	1.98	F1/SPRING
ES7-6	6	7	151	34	94	5.94	1.34	3.70	100	3.94	1.20	2.64	F1/F2
ES9-6	6	9	151	34	94	5.94	1.34	3.70	100	3.94	1.37	3.02	F1/F2
ES9.5-6	6	9	98	56	118	3.86	2.20	4.65	118	4.65	1.60	3.53	F1/F2
ES10-6	6	10	151	50	94	5.94	1.97	3.70	100	3.94	1.80	3.97	F1/F2
ES12-6	6	12	151	50	94	5.94	1.97	3.70	100	3.94	1.96	4.32	F1/F2
ES13-6	6	13	108	70	140	4.25	1.97	5.51	140	5.51	2.22	4.89	NF1/PF2
ES20-6	6	21	156	83	125	6.14	3.27	4.92	125	4.92	3.90	8.60	NB(F3)
ES42-6	6	42	161	87	163	6.34	3.43	6.42	169	6.65	5.91	13.03	F2
ES3.2-8	8	3.2	134	36	64	5.28	1.42	2.52	68	2.68	0.72	1.59	F1
ES0.8-12	12	0.8	96	25	62	3.78	0.98	2.44	62	2.44	0.75	1.65	WL
ES1.3-12	12	1.3	97	43	53	3.82	1.69	2.09	59	2.32	0.62	1.37	F1
ES2.3-12	12	2.2	178	34	60	7.01	1.34	2.36	66	2.60	1.00	2.20	F1
ES2.8-12	12	2.8	133	33	97	5.24	1.30	3.82	104	4.09	1.18	2.60	F1/WL
ES2.9-12	12	2.9	79	56	101	3.11	2.20	3.98	107	4.21	1.10	2.42	F1
ES3.5-12	12	3.6	134	67	60	5.28	2.64	2.36	66	2.60	1.35	2.98	F1/F2
ES5-12	12	5.8	90	70	101	3.54	2.76	3.98	107	4.21	1.90	4.19	F1/F2
ES6-12	12	6	151	51	94	5.94	2.01	3.70	100	3.94	1.90	4.19	F1/F2
ES7-12	12	7	151	65	94	5.94	2.56	3.70	100	3.94	2.05	4.52	F1/F2
ES7.2-12	12	7.2	151	65	94	5.94	2.56	3.70	100	3.94	2.20	4.85	F1/F2
ES7.5-12	12	7.5	151	65	94	5.94	2.56	3.70	100	3.94	2.45	5.40	F1/F2
ES9-12	12	8.4	151	65	94	5.94	2.56	3.70	100	3.94	2.68	5.91	F1/F2
ES12-12	12	12	151	98	93	5.94	3.86	3.66	98	3.86	3.95	8.71	F1/F2
ES18-12	12	18	181	76	167	7.13	2.99	6.57	167	6.57	5.75	12.67	NB(F3)/IT(F8)
ES20-12	12	20	181	76	167	7.13	2.99	6.57	167	6.57	6.20	13.66	NB(F3)/IT(F8)
ES22-12	12	22	181	76	167	7.13	2.99	6.57	167	6.57	6.50	14.33	NB(F3)/IT(F8)
ES26-12	12	26	166	175	125	6.54	6.89	4.92	125	4.92	8.20	18.07	NB(F3)/IT(F8)
ES28-12	12	28	166	175	125	6.54	6.89	4.92	125	4.92	8.90	19.62	NB(F3)/IT(F8)
ES30-12	12	30	166	126	175	6.54	4.96	6.89	175	6.89	9.00	19.84	NB(F3)/IT(F8)

TERMINAL TYPE



ESP

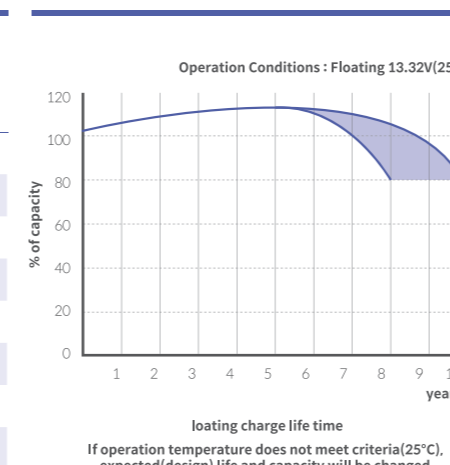


TECHNICAL PROPERTIES	ADVANTAGES	RELIABLE RESULTS
Valve-controlled recombination battery	100% maintenance-free Clean-no oxidation on the poles No emissions of battery acid Extremely self-discharge	No maintenance costs Higher power reserves than ordinary standard batteries Safe use in poorly ventilated spaces
Lead /calcium alloys in both positive and negative electrodes	Always constant cold start properties Minimal self-discharge	Reliable starting Perfect for vehicles that in seasonal use and are stationary for long periods
Thick plates with mechanical strengthening of the positive mass	Withstands constant deep discharges	Long useful life - even in the case of repeated deep discharges Works in extrema situations
Acid in gel form	Leak-proof Permits installation of battery at various angles Robust against deep discharges No acid leakage	No acid leakage even if there are holes in the holes in the battery compartment Deep-discharged batteries can be re-charged Can be connected for solar panel operation
Robust design	PP Designed Withstands extreme vibrations / Frame resistance	For agricultural and construction

SPECIFICATION

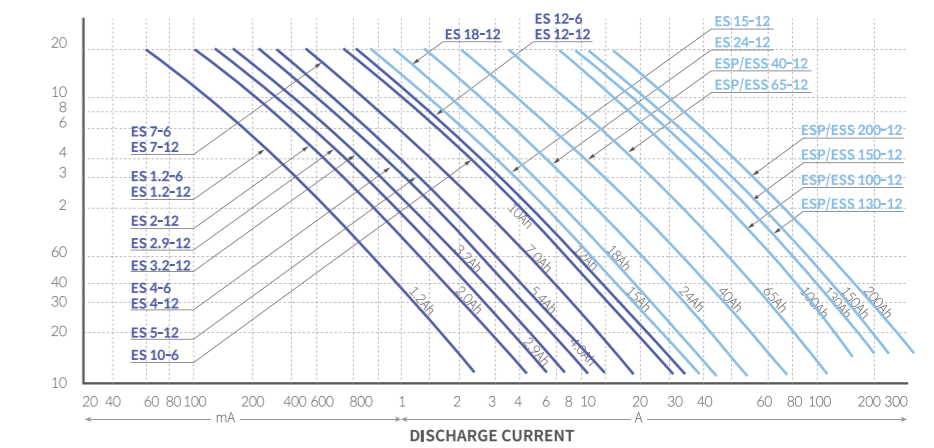
BATTERY	NOMINAL VOLTAGE (V)	NOMINAL CAPACITY (AH)					DEMENSION(mm)				WEIGHT WITH ACID (kg)
		10HR (1.8V/CdH)	5HR (1.7V/CdH)	3HR (1.67V/CdH)	1HR (1.6V/CdH)	0.5HR (1.6V/CdH)	L	W	H	TH	
ESP40-12	12	40	34.0	30.8	24	20	197±2	165±2	174±2	174±2	12.0
ESP65-12	12	65	55.3	50.1	39	33	325±2	165±2	174±2	174±2	19.0
ESP100H-12	12	93	85	77.1	60	46.5	345±2	170±2	229±2	229±2	26.0
ESP100-12	12	100	92	83	65	50	442±2	168±2	198±2	237±2	30.0
ESP120-12	12	120	110	100	78	60	550±2	168±2	198±2	237±2	34.0
ESP130-12	12	130	119	108	85	65	550±2	168±2	198±2	237±2	36.0
ESP150-12	12	150	137	124	98	75	520±2	224±2	198±2	237±2	46.0
ESP200-12	12	200	183	166	130	100	520±2	269±2	198±2	237±2	59.0

DESIGN LIFE

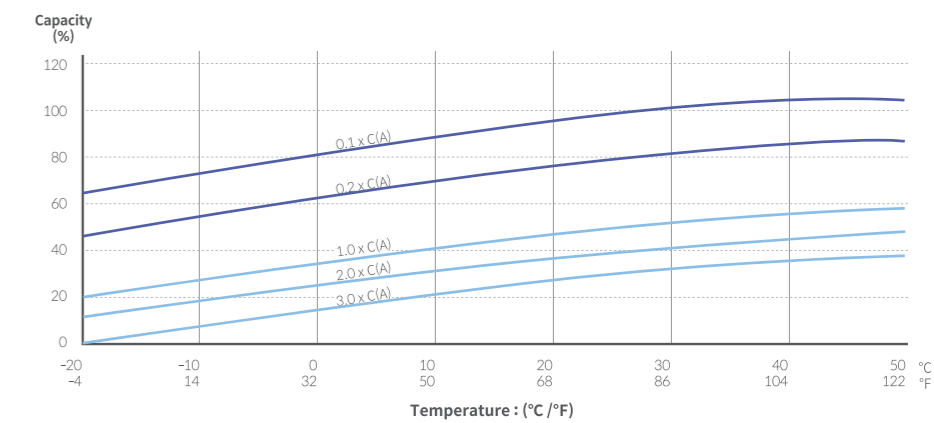


GRAPH

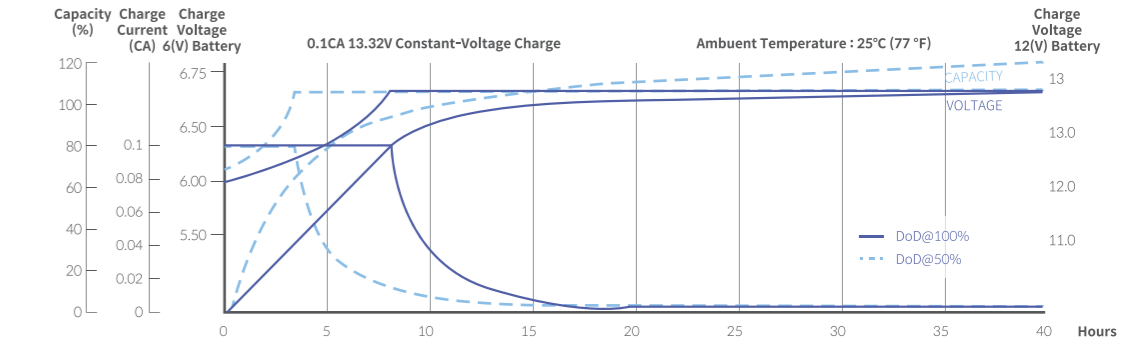
CAPACITY CHART



TEMPERATURE CHARACTERISTICS



CONSTANT-VOLTAGE CHARGING (FLOATING CHARGING)



CONSTANT-VOLTAGE CHARGING (CYCLE SERIE)

